

Sevenfields

Introduction

The following report provides a summary of the first contact practitioner service performance.

This data is self reported by clinicians. It aims to give the reader a concise view of the utilisation, appropriateness, and outcomes of the service; to aid with feedback and service development.

Impact on Primary Care

**507**

Consultations

**99.0 %**

of patients using the FCP service didn't require additional GP care

Key Data

**2**

Whole Time Equivalent

**79.5 %**

Patients were managed within the service with no need for onward referral

**<1%**

Required imaging

**<1%**

Needed a follow up with a GP

**5.5 %**

Needed a follow up appointment

**<1%**

Needed an injection

Your Local FCP Team

Regional Lead

Luke Hedley

Clinical Team

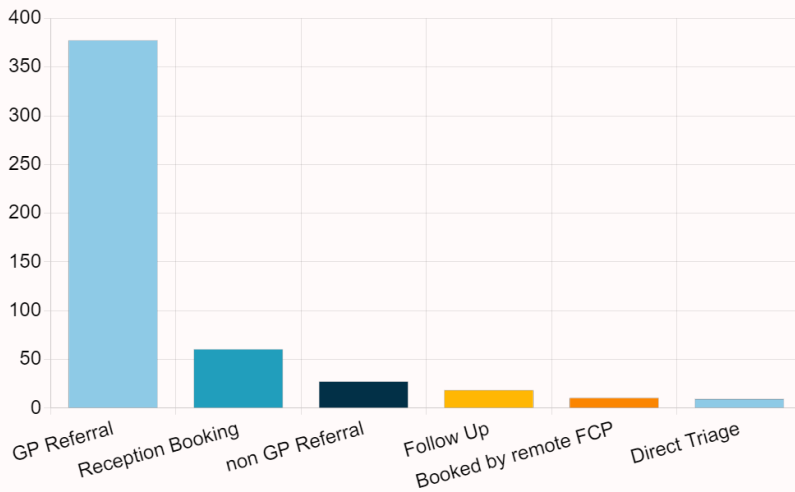
Emmanuel Udomhiaye

Jody Chappell

Summary

How patients interact with your FCP service

Referral Source



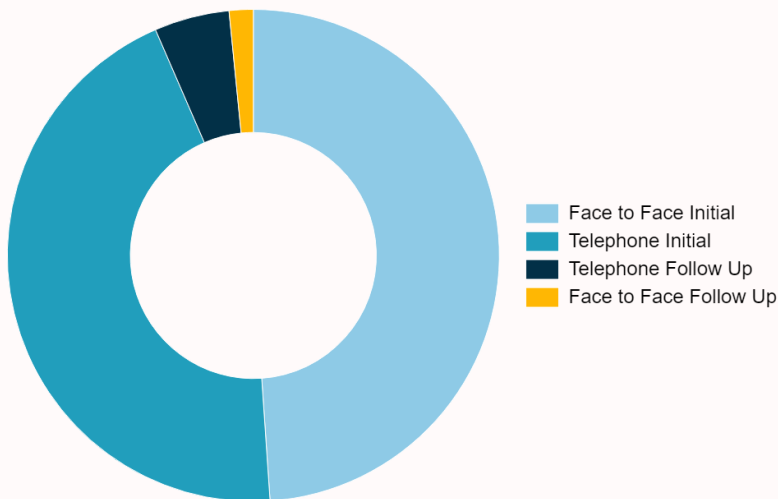
Name	Total	%
GP Referral	378	74.56 %
① Reception Booking	61	12.03 %
non GP Referral	28	5.52 %
Follow Up	19	3.75 %
Booked by remote FCP	11	2.17 %
① Direct Triage	10	1.97 %

This tells us how patients are accessing the service. In order to maximally offload GP time we aim to have a higher number of true first contact appointments.

We can use this data to proactively support practices in their care navigation.

① True FCP

Appointment Type



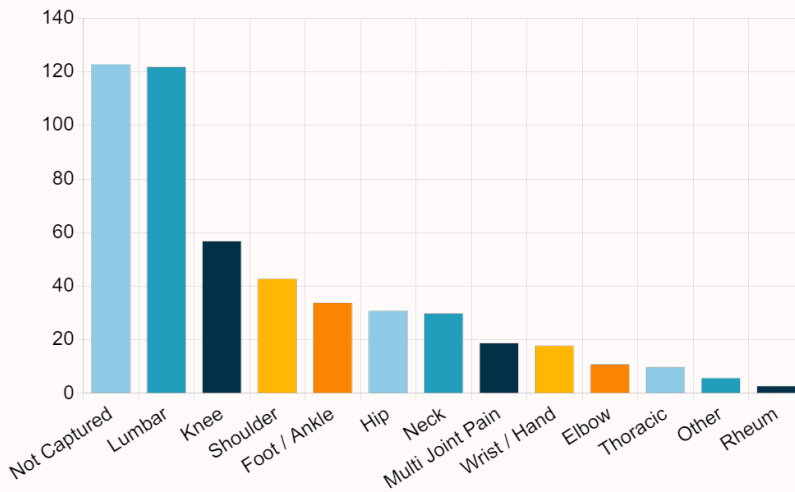
Name	Total	%
Face to Face Initial	248	48.92 %
Telephone Initial	226	44.58 %
Telephone Follow Up	25	4.93 %
Face to Face Follow Up	8	1.58 %

This shows us what kind of appointments are taking place.

Data has shown that face to face and remote support have equal effectiveness and patient satisfaction.

What conditions we see and how we are helping

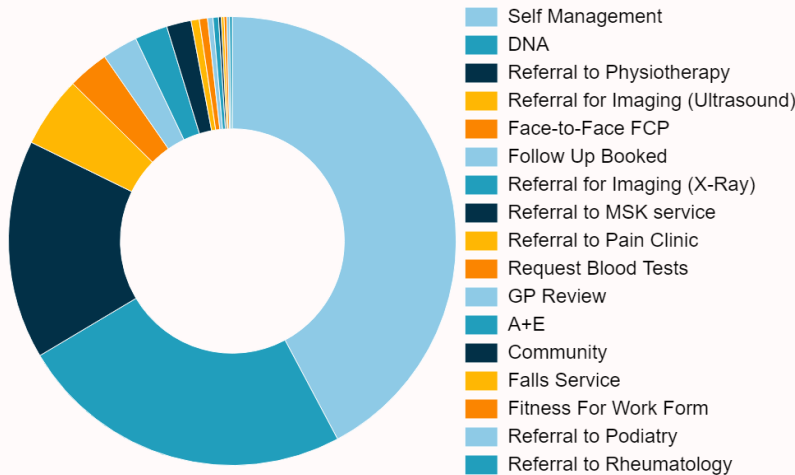
Body Part



Name	Total	%
Not Captured	123	24.26 %
Lumbar	122	24.06 %
Knee	57	11.24 %
Shoulder	43	8.48 %
Foot / Ankle	34	6.71 %
Hip	31	6.11 %
Neck	30	5.92 %
Multi Joint Pain	19	3.75 %
Wrist / Hand	18	3.55 %
Elbow	11	2.17 %
Thoracic	10	1.97 %
Other	6	1.18 %
Rheum	3	0.59 %

This provides useful information regarding local service pressure. It also allows us to target training and service development.

Outcome

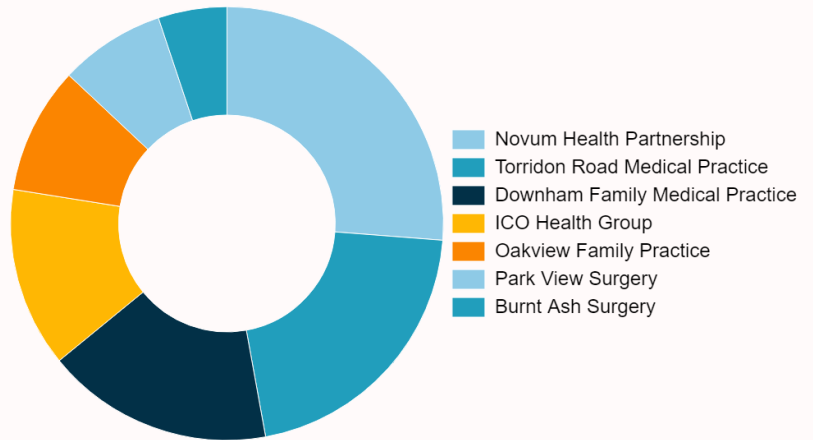


Name	Total	%
Self Management	214	42.21 %
DNA	123	24.26 %
Referral to Physiotherapy	80	15.78 %
Referral for Imaging (Ultrasound)	26	5.13 %
Face-to-Face FCP	15	2.96 %
Follow Up Booked	13	2.56 %
Referral for Imaging (X-Ray)	12	2.37 %
Referral to MSK service	9	1.78 %
Referral to Pain Clinic	3	0.59 %
Request Blood Tests	3	0.59 %
GP Review	2	0.39 %
A+E	2	0.39 %
Community	1	0.20 %
Falls Service	1	0.20 %
Fitness For Work Form	1	0.20 %
Referral to Podiatry	1	0.20 %
Referral to Rheumatology	1	0.20 %

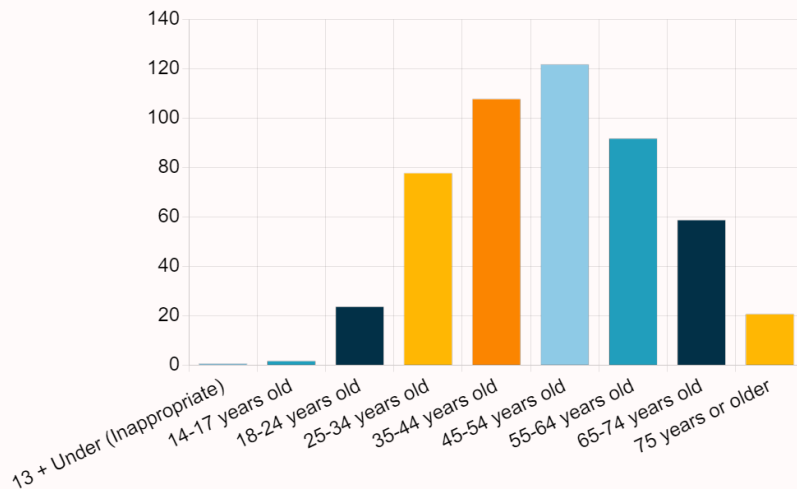
This data highlights management decisions taken by your FCPs, these are impacted by patient demographics and referral types.

Practice Referral Breakdown

Surgery	Total	%
Novum Health Partnership	133	26.23 %
Torridon Road Medical Practice	106	20.91 %
Downham Family Medical Practice	86	16.96 %
ICO Health Group	68	13.41 %
Oakview Family Practice	48	9.47 %
Park View Surgery	40	7.89 %
Burnt Ash Surgery	26	5.13 %



Age Range



Name	Total	%
13 & Under (Inappropriate)	1	0.20 %
14-17 years old	2	0.39 %
18-24 years old	24	4.73 %
25-34 years old	78	15.38 %
35-44 years old	108	21.30 %
45-54 years old	122	24.06 %
55-64 years old	92	18.15 %
65-74 years old	59	11.64 %
75 years or older	21	4.14 %

MAKE THE MOST OF THE SUPPORT YOU RECEIVE FROM PURE PHYSIO MSK

Pure Physio has provided 'First Contact Physiotherapy' in primary care since 2016. Our experience has allowed us to recognise the need to provide ongoing support, information and innovation to the organisations we partner with. Please don't hesitate to ask if there is something that we might be able to help with. Feedback is essential to allow us to provide the best support to you.

OTHER SERVICES WE CAN ALSO PROVIDE AS PART OF ARRS

Please get in touch if you would like more info on any of these:

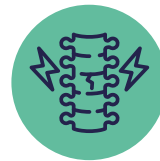


Primary care chronic pain support service (in partnership with Rehab Direct)

[CLICK FOR MORE DETAILS](#)



Medication reviews to reduce dependence on opioids and gabapentinoids



Proactive orthopaedic waiting list management



Proactive frailty support and falls prevention

WHAT ELSE YOU GET WITH YOUR MEMBERSHIP:

WEEKLY MSK CPD BULLETIN

Research published in peer reviewed journals is summarised by our expert team and sent to clinicians weekly with key 'clinical take-homes' identified.

[SIGN UP TO THE BULLETIN HERE](#)



JOIN OUR MONTHLY EVENING LECTURES

Free access to monthly evening lectures by external speakers on topics relevant to MSK primary care (orthopaedic surgeons, pain consultants, social prescribers etc). Contact your Regional Lead to receive a free invite to any specific events you are interested in.

[SEE UPCOMING CPD EVENTS](#)

PURE PHYSIO APP

Self help tools to improve individual's self efficacy and understanding how to get the best function possible, empowering them with knowledge and clear information to encourage them to make the right choices.

Free app for your patients and staff

